

**P**ACIFIC  
**S**UPPORT  
**E**QUIPMENT



Ours is a World of  
Quality, Integrity,  
Commitment,  
and Pride.

## **INTRODUCTION TO THE COMPANY**

Pacific Support Equipment Ltd. (PSE) established in 1987 specializes in the manufacture of high quality Aero Engine Tooling, Industrial Gas Turbine Tooling, and Aircraft Ground Support Equipment, including our own proprietary line of Aircraft Towbars.

We have an excellent reputation for supplying high quality products on time and at a competitive cost. We have the ability to design and manufacture to the customer needs as well as being able to modify or refurbish existing equipment. We stand behind all of our manufactured products and offer complete after sales service.

Quality is a priority for all of our products. Our quality assurance program ensures consistent, accurate production during all of our manufacturing operations. Our certified proof load testing facility guarantees reliability of all of our load lifting and handling tools.

## **PRODUCT CATEGORIES**

Our Ground Support Equipment products fall into four main categories:

1. Aircraft Towbars
2. Aero Engine Maintenance Tooling
3. Aircraft Hanger Equipment
4. Special Purpose Tooling & Equipment

## **CONTACT INFORMATION**

Pacific Support Equipment Ltd.  
#15 – 12491 No. 2 Road  
Richmond, B.C.  
Canada  
V7E 2G3

**Phone:** (604) 275-9131

**Fax:** (604) 275-0548

**Website:** [www.pacificsupportltd.com](http://www.pacificsupportltd.com)

**Email:** [pseltd@pacificsupportltd.com](mailto:pseltd@pacificsupportltd.com)


---

## **SPECIAL PURPOSE TOOLING & EQUIPMENT**

This section on special purpose tooling developed by Pacific Support Equipment Ltd. serves to illustrate the versatility of this company to design and supply specialized tools (that are not necessarily related to the aircraft industry). Some examples of these are:


### **PSE 107SK Peel Test Fixture**

This paper peel test adapter kit was developed for use at a pulp and paper-testing laboratory together with Instron machine attachments for testing of paper samples. The components are nickel plated and packaged in protective foam filled case.



### **PSE 330 Fracture Toughness Test Clamps**

This tensile test adapter kit was developed for use at a pulp and paper testing laboratory for standardized testing of paper samples. It requires precision linear bearings housed within the clamping mechanisms. The heat-treated tool steel components are nickel-plated. The unit is packaged in protective foam filled case.



### **PSE 386 ASTM D0541 Cleavage Test Fixture**

This test fixture like the one above was designed for a laboratory involved in the evaluation of adhesive films. It requires precision alignment and high quality ground surface finishes. This tool is also protectively packaged for transport and storage.



**PSE 387 Sclereid Concentrator**

This concentrator is designed by Paprican and manufactured by PSE for the purpose of separating Sclereids from a pulp sample solution. The concentrator is designed to cycle the solution electronically through a hydrocyclone to separate the pulp fiber from the sclereids. This unit is portable on casters and only requires a water supply and a regular 120V power supply.




**PSE 423 Lift Beam**

This is a lift beam designed and built for the fuel cell industry to lift the fuel cell unit for a bus into its containment space. It is designed with repositioning arms and lifting lug for variations in center of gravity.



**PSE 424 AutoCoater**

This is a machine that is designed to help automate the glue coating process on test samples for the pulp and paper industry at the mill. It is portable and designed to place a 2cm wide glue coating on two test samples with a constant drawing speed. Designed for easy cleanup and can be plugged into regular 120V power outlet.



**PSE 448 Pumas Hopper**

This machine is designed to hold and withstand the vibrations required to deliver pumas concrete mixture into molds. It has hydraulically actuated doors to allow for the release of the concrete. It is also designed with the internal hopper bed to be suspended with air cushions to prevent vibrations to be transferred to the support frame.



**PSE 456 Dust Booth Extension**

This is an extension made for the sanding booth at Air Canada. The requirement was to extend the booth to handle larger items to control the dust dispersion in the area. It attaches to the existing booth but it is designed with a higher ceiling.



**PSE 465 Sediment Tester**

In conjunction with the Department of Fisheries and Oceans, PSE worked to help re-design and manufacture this piece of equipment. It is used to evaluate ocean bottom sediment by the DFO.

